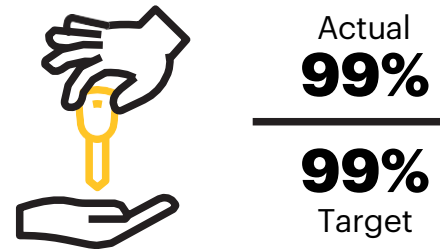


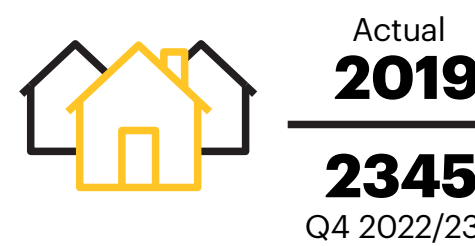
Customer Committee

Quarter 4 performance measures

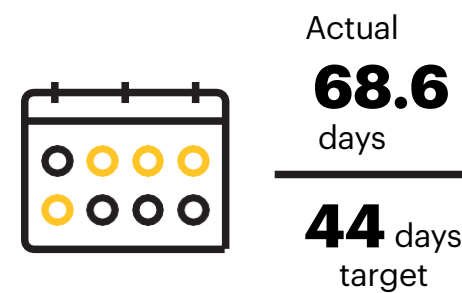
Empty Homes



% of lettable homes currently occupied




Number of properties allocated (year-to-date)

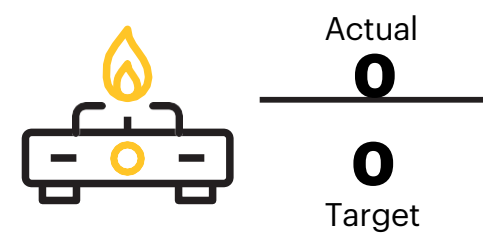


Average number of days to re-let

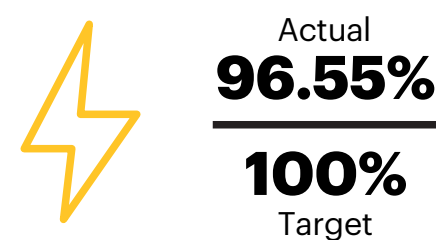
Landlord health and safety compliance



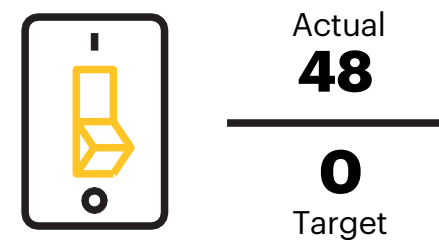
% of eligible properties with a current Landlord Gas Safety Record



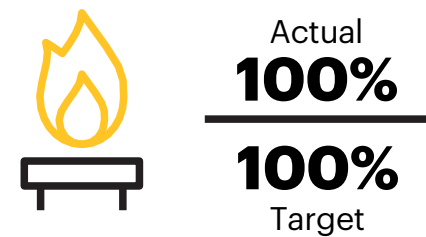
Number of overdue remedial actions arising from a Landlord Gas Safety Check



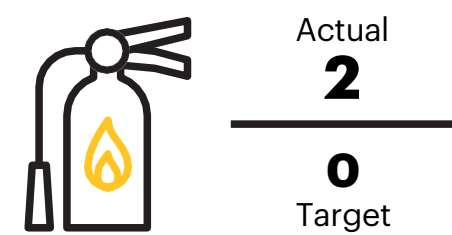
% of domestic properties with a current electrical installation condition report



Number of overdue remedial actions arising from a domestic electrical installation condition report

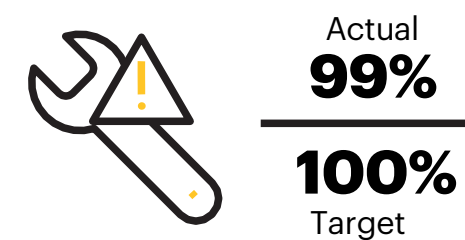


% of non-domestic properties with a current fire risk assessment




Number of overdue actions arising from a fire risk assessment


Repairs



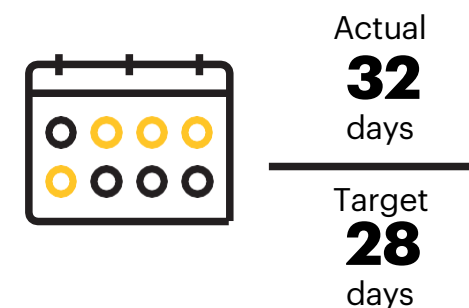
% of emergency repairs completed within target



% of repairs completed right first time




% of non-emergency repairs completed within target timescale

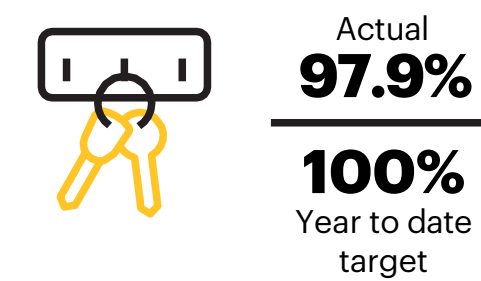


Average number of days to complete a repair

Stock condition




% of homes that meet the requirements of the Decent Homes Standard



% of homes with a current stock condition survey

Neighbourhoods and communities



% of anti-social behaviour cases responded to in target timescale



Average number of days to resolve an anti-social behaviour case


Customer Committee

Quarter 4 performance measures

Complaints

Note – these measures are broken down to distinguish between stage one and two complaints in order to demonstrate how we meet the Housing Ombudsman response times – Acknowledged figures are unavailable due to report transition.

Stage 1



105
actual in quarter
345
Year to date

Number of stage one complaints received (year to date)



Actual **NA**
100%
Target

% of stage one complaints acknowledged within five working days of the complaint being received



Actual **80%**
100%
Target

% of stage one complaints responded to within 10 working days of the complaint being received



Actual in quarter **2**
12
Year to date

Number of Housing Ombudsman Maladministration Notices received



Year to date **1**

Number of Housing Ombudsman Severe Maladministration Notices received



Actual in quarter **1**
5
Year to date

Number of Housing Ombudsman Service Failures

Customer contact



Actual **418,593**

Number of calls presented



Actual **75%**
80%
Year to date target


% of calls answered within 60 seconds



Actual **20%**
5%
Target

% of calls abandoned

Income



Actual **100.6%**
100.1%
Target

% of rent collected



Actual **1.41%**
1.57%
Year to date target

% of rent arrears as a % of the debit



Actual **1.26%**
1.32%
Year to date target

% of rent lost through empty homes